

OTHER STUFF TO KNOW

This is a very reliable, but not infallible, device. Technology is not a substitute for exercising care, caution and common sense.

This device needs three Lithium AAA batteries. One set is enough for most trips.

Try out SPOT at home before you leave, using your own email as the recipient for test messages. You cannot test the SOS emergency button for obvious reasons. If the other messages work, assume the SOS button will too. But know what the blinking lights mean - see other side.

For best results, leave on for about 20 minutes for each message transmission. SPOT works better in open areas - heavy tree canopies, canyon walls, etc will degrade performance. Fall in a well, well, good luck!

OK and CUSTOM messages give up after about 20 minutes if unable to grab a GPS signal. Keep Mom happy and press the OK button more than once a day.

The HELP messages go out every 5 minutes for an hour, so if you're using for some other messaging purposes, know you're probably flooding a buddy's inbox.

HELP and SOS messages will go out even if no GPS signal is found, so send frequent OK messages so your last known location is helpful to rescuers.

You really won't know if a message was received or not until you get home.

SPOT is reasonably waterproof and durable.

The messages from the AUTOTRACK button do not go to emails; only show on the "Shared Page" if you set that up as part of your profile.



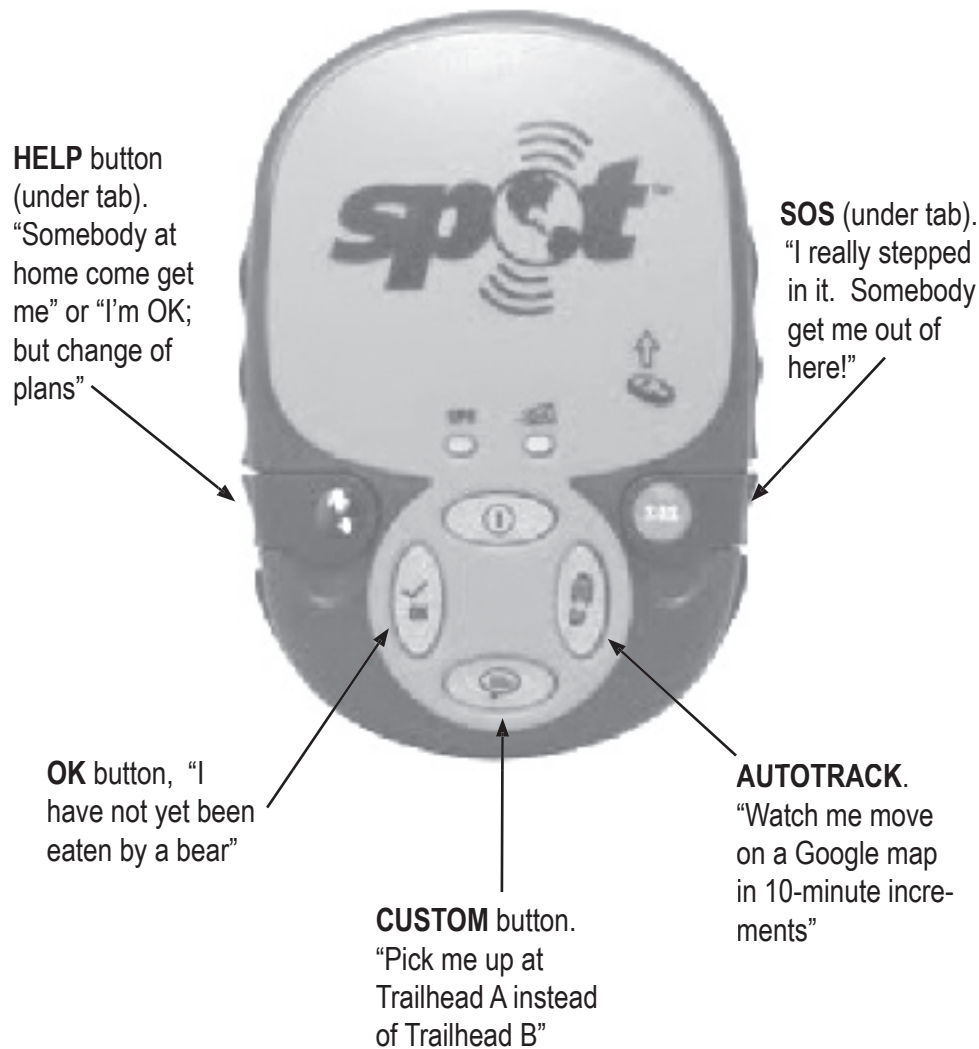
Rental Department
www.lowergear.com

1828 E University Drive • Tempe AZ 85281 • (480) 348-8917

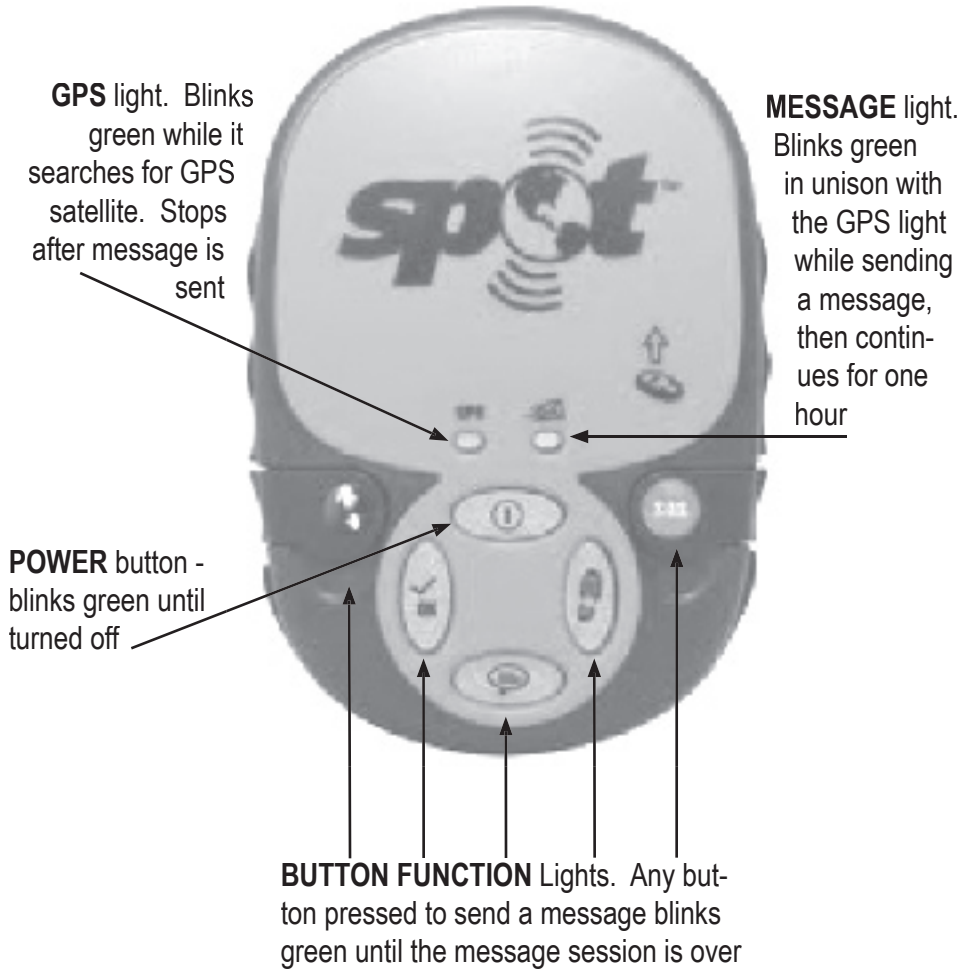
SPOT INSTRUCTIONS

(For Guys Who Won't Read Instructions)

STOP! None of this matters unless you have first setup your profile messages and contacts at www.findmespot.com. For LowerGear renters, your login user name is on the back of the unit and the password is your last name (in most cases) in lower case. See SPOT's manual for more details.

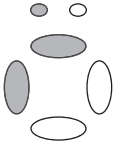


UNDERSTANDING "SPOT" LIGHTS

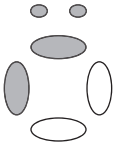


GOOD LIGHTS - GREEN

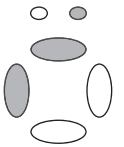
When you initiate a message, you should have 3 lights blinking in unison: the POWER, FUNCTION and GPS lights as SPOT searches for a signal



After your GPS location is secured, you'll have 4 lights blinking - the first 3, plus the MESSAGE light as the message is being sent. This only lasts for about 15 seconds, so you may not notice it



After the message is sent, you'll see 3 lights again - this time the POWER, FUNCTION and MESSAGE lights. The FUNCTION light will blink for about 20 minutes and stop; the MESSAGE light blinks for about one hour



BAD LIGHTS - RED

- Red GPS light - SPOT cannot find a signal
- Red MESSAGE light - message was not sent
- Red POWER light - low battery
- Red POWER, MESSAGE and GPS light - GPS failure but can still send a SOS or HELP message
- All lights red - unit is toast; you're on your own



Rental Department
www.lowergear.com

1828 E University Drive • Tempe AZ 85281 • (480) 348-8917